

# The Travel Town TENDER



A Publication of the Travel Town Museum Foundation

Volume 3, Issue 2  
June 2005

## Greetings from Travel Town!

Summer 2005 has arrived! If you haven't been to Travel Town in awhile – you're in for a few pleasant surprises. Most prominently, many of the Museum's cars and locomotives have been moved around recently - as our volunteer operating crew continues to gradually relocate key artifacts under the protective roof of the new *Locomotive Pavilion*.

The Pavilion's most recent tenant moved in over the Memorial Day weekend: the Museum's oldest locomotive, *Stockton Terminal &*



*Eastern Railroad No. 1*. This venerable locomotive was built 'way back in 1864 and originally came to California via sailing ship "around the Horn" five years prior to completion of America's first Transcontinental Railroad! At 140 years old, she is among the oldest preserved steam locomotives on the West Coast and is certainly one of Travel Town's most significant and beloved artifacts. I know this particular engine is a

favorite of many of our youngest visitors, so we're all very excited to see her finally under protective cover!

There have been a number of developments *outside* the Pavilion as well. Travel Town's volunteer track gang has just finished laying 300 feet of new display track (known as "Track 5-West") and the Recreation & Parks Department's landscaping team has been hard at work transforming the old "restoration yard" (south of the Locomotive Pavilion) into a new public picnic and barbeque area. And perhaps best of all, the Gift Shop has received an new air conditioner, just in time for what promises to be a long, hot summer.

I'm very pleased to report that our educational outreach programs have returned to a regular monthly schedule of activities, following the somewhat sporadic timing necessitated by the long train shed construction period. Regular docent-guided tours of some of the historic passenger cars and cabooses are again being given on the second and third Saturdays of each month. In addition to the docent tours, we're very excited to now have regular volunteer-staffed play-and-learn sessions at Holden's Corner on the second and third Sundays of the month. Both of these activities are expanded to other weekends of the month whenever volunteer staff is available!

So if you haven't been to Travel Town recently, come on out and see us real soon! We're looking forward to a great summer, filled with even more exciting developments. Come be a part of the history! 🚂

Greg Gneier, President  
June, 2005

## Holden's Corner Receives Special Donation from Fisher-Price

Through efforts of Foundation Vice President John Vertrees and Sue Murphy of Freeman Public Relations, Fisher-Price has donated a wonderful GeoTrax railroad play set for use with our Holden's Corner Education Program.

*GeoTrax Rail and Road System* is an exciting interactive world of hands-on learning for children two-and-a-half years old and up. This set will add an element of motor skill developmental play to our public reading program at Holden's Corner. Thanks, Fisher-Price!

Come join us at Holden's Corner on the second and third Sundays of each month, from 1:00 p.m. to 4:00 p.m. We offer coloring, the new GeoTrax System, and book readings by volunteers. We would love to expand this program to weekdays, too, but we need volunteers who can dedicate specific times each week for this program. If you are interested, please give Nancy Gneier or Greg Hulett a call at the Foundation office.



*The Thomas Table is always a hit at Holden's Corner.*

---

## *On the Platform: Mr. & Mrs. Matt and Courtney Adams*

---

On the platform in this issue we're pleased to introduce newlyweds Courtney Johnson and Matt Adams!

Many of you know both of these young Travel Towners – Matt is a longtime member of the City's Travel Town Museum Staff and Courtney is a former volunteer turned Gift Shop Manager.

Matt came to work weekends for the Recreation & Parks Department six years ago, while still a student at nearby Herbert Hoover High School in Glendale. Matt increased his working hours after graduation and is now a well-seasoned member of the Museum staff.

Meanwhile, Courtney, attending rival John Burrows High School in Burbank,

came to Travel Town as a volunteer "Caboose Attendant" through the Foundation's Student Service Learning Program. A wonderful

and hard-working volunteer, Courtney soon garnered a clerk position in our museum Gift Shop. Last year, when we were in need of a new manager for the store, Courtney's bright and friendly personality earned her the position.

Matt accompanied Courtney to her Senior Prom in 2003, and the rest is Travel Town history. Best wishes to the happy couple, from all their many friends and family at the Travel Town Museum! 🚂



---

### *A Wild Time at the Park*

---

Spring can be a pretty "wild" time of year in Griffith Park! On a busy Sunday afternoon at the Museum, it's easy to overlook the fact that Travel Town is actually located in the middle of a large urban wilderness area. Here, in the midst of all the historic locomotives and railroad tracks, one can find a myriad of little creatures that make their homes in the nearby hills. On a quiet morning or at evening twilight, one can often see a family of deer grazing in the hillside brush, or a lone coyote exploring the empty picnic grounds.

This particular spring, Travel Town has been serving as the "training" ground for a family of young red-tailed hawks. Two or three of these big, beautiful birds have been visiting Travel Town almost every morning for the past few weeks; mom teaching her kids the finer




points of tracking, pouncing, ultimately feasting on some of the little tidbits they find running around.

It's wonderful to watch these majestic birds as they soar effortlessly through the air above the museum, but an even greater treat to see them romping around on the ground – where the true *size* becomes more apparent.



Unfortunately, springtime brings another wild visitor to the Museum – one not quite so welcome: BEES! These little buggers have a bad habit of nesting inside the nooks and crannies of southland trees and backyard buildings – and they seem to have a special affection



for old locomotives and railroad signal boxes. These aren't "killer bees," but it's still best to avoid them and allow the Park staff to evict them when necessary.

In early May, we had a particularly ostentatious swarm take up residency underneath the big California Western Railroad Diesel Locomotive No. 56. The traditional "honeycomb" hive shown in the photograph above was three layers deep. This industrious gang of bees built this hive in a matter of about 36 hours!

Unfortunately for the bees, the sudden heat wave that blanketed Southern California the following week literally melted the wax hive, reducing it to a puddle on the tracks below. The bees have since moved on to happier grounds. 🚂




## We Went Out to the Ball Game!



On Tuesday, April 26th, the Travel Town Museum Foundation had its first "Dodger Night" fundraising event.

The Dodgers played the Arizona Diamondbacks, and although we lost the game, it was a nail-biter with the last pitch being a strike on a 3-2 count and bases loaded.

Next year we will try to get a better evening for this event, and we will probably have it a bit later in the season. Thanks for supporting us, who came out and enjoyed the dogs and ice cream! 🐕



## Fundraising Update

Here at Travel Town, we do grant writing to help with educational outreach programs and restoration projects. For the first half of this year, the Foundation has applied for over \$39,000 to support our Holden's Corner Educational Outreach project.

If you work for a company or are a member of a civic support group that might be interested in sponsoring a specific program or restoration project, please contact me for naming and dedication information. We need more partners in the community!

If your company has a matching gift program, please let me know: I am willing to fill out any and all paperwork to match your membership donation. Please remember us with the eScrip program, too. (See ad on the back page.)

Remember, we are a 501(c)(3) educational non-profit organization, so donations are tax-deductible. Thank you so much for your support!

**Nancy Gneier**  
Executive Director

Printing of *The Travel Town Tender* Courtesy of:

**Your On-Site Storage Solution!**

**Rent or Buy**

**New or Used**

CONTAINERS • OFFICES • TRAILERS



The Mobile Storage Group®

(310) 515-4804 • (800) 662-8810

15100 San Pedro Street • Gardena  
www.mobilestorage.com

## All Aboard!

*A warm welcome to the newest members and renewing supporters of the Travel Town Museum Foundation.*

### Roomette Passenger

Colin Morgan Lee

### "Little Nugget" Club

Don & Peggy Gustavson

### Pullman Passengers

Rhys Yamasaki & Family

Nicholas Pelayo

### Streamliner Passengers

Mark Wolff

Ethan Wight

### Yardmaster

Marty Jewell

Jae Walker

Mark Friedman & Lettie Ibarra

Douglas and Susan Rogers

John Dierks

Michael Johnson

Finn Cawley

Gregg Hescong

Fred and Sheila Fernandez

Cary Lucas

Gavin Paul Nassif

Nicholas Khoury

David and Daniel Flores

Roger Gonzalez

Jean Cosby

Myriam and Steven Bianco

Elliot Hutkin

Anna Macofsky

Irvello Diunich

Lynn Buechler

Johnny Perez

Eileen McCarthy

Christopher Hargreaves

Liz Rees

Diana DeArmond &

Brian McMahon

### Express Agents

Jeffery Keeler

Jake Anderson

Marsden Lyonwahl

Bradley Nishida

Amy Sulahian

Reinhard Denke

Cristina Swane

John R. Woods

Josh Finfera

Ed Canaves

Henry Lewin

Tim & Lisa Davis

Kathleen Lucas

Ronen Kleinman

Eunice Kay

Melanie Sauer & Luther Beegle

Randy Wagner

Joseph Blaugrund

Marianne Leo Burton

Angelica Kasparott

Diana & Thomas Brown

Cynthia DePetris

Anne Capra

Dean Bandlow

Tim Buresh

Dimitri Aleman

Ellen Chesler

Sage Fogel

Paul Sarnsen

Laura Goldman

William Shang

Miko Gonzalez

Mike Larson

Will Riddle

Ono Family

Melissa O'Gara



# *We've Been Workin' on the Railroad: Project Updates*



Gradual migration of the trains towards the new Locomotive Pavilion continues, as our volunteer operations team methodically repositions the exhibited cars and locomotives. Seen here on June 3rd, the big California Western R.R. Diesel locomotive No. 56 was powered-up to help move Pacific Electric 1544 "Electra" and Conrock 0-6-0T "tank engine" No. 1 towards the Shed.




Several steam locomotives made their way east into the Pavilion over the Memorial Day weekend. Some movements, like this one with Santa Fe No. 664, require towing by tractor to and from areas that are not currently accessible by our working Diesel locomotives.



The Museum's volunteer Track Gang is nearing completion of its work on new display track "5-West". Here we see Craig Smith and Colin Phillips doing a little "hand-tamping" as the track is lifted up to level. Greg Ramsey looks on supervisingly between lifts by the Nordberg Power Jack. Final tamping and dressing of Track 5W is scheduled for late July.

Volunteer leader Greg Ramsey inspects the "smokebox" of Union Pacific No. 4439 prior to its being moved.

For those curious about what's inside, the photo below shows 4439's interior view.





## *We've Been Workin' on the Railroad: Project Updates*



The Track Gang took time away from work on "5-West" to install this short section of 42"-gage panel track near the Gift Shop area. The rails used in this panel are some of the oldest at Travel Town - they are "35-pound" and were rolled by the Illinois Steel Co. at their Joliet, Illinois Plant in 1890. The weight classification means that a 36"-long piece of this rail will weigh about 35 pounds. That is quite small by modern standards. Most of the historic rail used at the Museum between 75-pounds and 110-pound per yard. Contemporary mainline rail such as on Metrolink, is 136-pound or 141-pound.



Working from old photos and existing paint remnants, movie studio sign painter Dave Margolin, relettered Santa Fe No. 664. Isn't she a handsome engine!



A heavy equipment team from the Los Angeles City Fire Department trucked in the recreated L.A. Railway Street Car on June 9th.




Volunteers Josh Zipperman and John Stumreiter are busy restoring two Southern Pacific "lower-quadrant" semaphore signals.



# Postcards from the Edge... of the Tracks

Just in time to help you plan your summer outings, here are a few vintage promotional ideas from our western railroads . . .




**TOWER BRIDGE, BRYCE CANYON NATIONAL PARK, UTAH.** *This is one of the countless scenic wonders in this fairyland of rock fantasies, carved by Nature into gorgeous multi-hued labyrinths.* UNION PACIFIC RAILROAD PICTORIAL POSTCARD (186)

Another great western park, made famous by Union Pacific Tours in the early part of the 20th Century. A wonderful family destination, your kids will love it! Try a half-day horseback tour of the Canyon.



**HOOVER DAM, NEVADA-ARIZONA.** *Less than 30 miles from Las Vegas, Nevada, on the main line of the Union Pacific Railroad, is gigantic Hoover Dam, and huge man-made Lake Mead, 115 miles in length.* UNION PACIFIC RAILROAD PICTORIAL POSTCARD (161)

Sadly, travelers can't get there on the Union Pacific anymore, but Hoover Dam is still a fantastic sight-seeing destination if you are in the Las Vegas area!



Bathing in Great Salt Lake, Utah

**BATHING IN GREAT SALT LAKE, UTAH.** UNION PACIFIC SYSTEM PICTORIAL POSTCARD (218). CARD CIRCA 1920.


"Bathing" in the Great Salt Lake is a fun experience that every should try at least once: the lake is very shallow and you do, indeed, "float."



H 3356 NEAR MOHAVE POINT ON THE GRAND CANYON RIM DRIVE, GRAND CANYON NATIONAL PARK, ARIZONA

**AT THE HANGING BRIDGE, ROYAL GORGE, COLORADO.** DENVER & RIO GRANDE (241). CARD CIRCA 1920.

Certainly one of America's railroading wonders, trains traversing the spectacular Royal Gorge of the Arkansas River often stopped at the Hanging Bridge allowing passengers to disembark and take in the scenery from the lookout point next to the tracks. Regular passenger service on this scenic line was discontinued in 1967, but a tourist railroad now operates excursion trains over a 12-mile section through the Gorge and over the "Hanging Bridge". Trains now leave from Canon City, Colorado. You can check out [www.royalgorgerroute.com](http://www.royalgorgerroute.com) on the Web for more information!



15638 At the Hanging Bridge, Royal Gorge, Colorado




**NEAR MOHAVE POINT ON THE GRAND CANYON RIM DRIVE, GRAND CANYON PARK, ARIZONA.** FRED HARVEY (63). CARD CIRCA 1930.

"Harveycars" are still a great way to tour the South Rim of the Grand Canyon; although the vehicles themselves are a bit more modern today, the Canyon hasn't changed much! The Grand Canyon is one of the few places where you can still experience "Hospitality by Fred Harvey."

---

## Someone's in the Kitchen . . .

---

Just in time for summer, here is a selection of "picnic" dishes from railroads across the country. These recipes are presented essentially verbatim from the source dining car cookbooks, so you may find a few curious terms and outdated spellings. If you have questions, please drop us an email at [cooking@traveltown.org](mailto:cooking@traveltown.org). 

### Strawberry Ambrosia

*From the Union Pacific Research Kitchen – as featured on the radio show "Surprise Your Husband" circa 1940. This recipe serves 8.*

1 quart of strawberries      1 cup of confectioner's sugar  
1 fresh pineapple (peeled)      1/2 cup of orange juice  
1 cup of shredded cocoanut

Wash and hull the berries. Slice the pineapple. Cut in wedges removing core. Alternate layers of berries, pineapple and cocoanut in a dessert bowl sprinkling sugar over each layer. Pour over orange juice. Chill. Serve from bowl at table. Other fresh fruits may be used in place of strawberries and pineapple. Serves 8.

### Beans, Baked

*From the Southern Pacific Company Special Recipes for Guidance of Chefs on Dining Cars. This recipe will feed the whole dining car! You might try dividing it by 1/3 to make about 8-10 servings.*

1-1/2 pounds navy beans (dry)  
1-1/2 pounds salt pork  
1 whole onion, peeled  
1 teaspoonful English mustard (dry)  
1/2 pint tomato catsup  
1 tablespoonful black molasses

Clean and wash two and one-half pounds of navy beans, cover with cold water and bake with one pound and one-half of salt pork and one whole onion in a closed container. Remove pork when done, likewise the onion. Season with one teaspoonful of English mustard, one tablespoonful of black molasses, one-half pint of tomato catsup and salt as needed. Bake until done.

### Cold Potato Salad

*From the Milwaukee Road Recipe Book, June 1960. This is an actual dining car recipe, so you may want to adjust the quantity down – 5 pounds of potatoes will make a LOT of salad!*

5 pounds boiled potatoes      1 medium onion  
2 green peppers      4 pimientos  
1/2 stalk celery  
Mayonnaise, white pepper and celery salt

Peel and slice potatoes into mixing bowl; chop onion, celery, green peppers and pimientos very fine. Season with celery salt and pepper and incorporate all ingredients. Do not make salad too loose.

### Chicken Salad, PRR

*From the Pennsylvania Railroad Dining Car Dept. Cooking and Service Instructions, April 1947. Ingredients for 5 portions. For variation, P.R.R. often served this salad stuffed inside half of a large, scooped out tomato.*

1 Boiled Roasting Chicken (breasts, first and second joints)  
5 hard boiled eggs  
10 single stalks of celery (thoroughly washed)  
Juice of lemon  
10 crisp heart lettuce leaves  
3/4 cup of mayonnaise  
Extra mayonnaise for spreading on salad when turned out in grapefruit dish. Also strips of green pepper and capers (for garnish)

Preparation: Cut celery and chicken meat in even 1/2 inch dice. Season with salt and a very little pepper. Mix well together and moisten with lemon juice. Next add mayonnaise, mixing again thoroughly. Fill consommé cupful and unmold on 2 or 3 crisp heart lettuce leaves. Cover salad with mayonnaise (using a palette knife) and decorate each salad with one hard boiled egg, cut in quarters, also strips of green peppers and sprinkle a few capers on top. *Note; a "consommé cup" is similar in size to a coffee cup.*


### Orange Chiffon Pie

*For dessert, here's another dining car favorite from the Pennsylvania Railroad. Instructions for One Pie.*

1 tablespoon of granulated gelatine  
1/2 cup orange juice  
1/4 cup cold water  
1 tablespoonful lemon juice  
4 eggs (yolks and whites separated)  
1/2 teaspoonful salt  
1 cup sugar  
1 tablespoonful grated orange rind  
1 pre-baked pie shell  
Whipped Cream

Preparation: Add orange juice, lemon juice, salt and half the sugar to beaten egg yolks and cook in double boiler until custard consistency, stirring mixture during this process. Pour cold water in bowl and sprinkle gelatine on top of water. Add to hot custard and stir until dissolved. Add grated orange rind. Cool. When mixture begins to thicken, fold in stiffly beaten egg whites to which balance of sugar has been added. Fill a baked pie shell and chill. Just before serving, spread over pie a thin layer of whipped cream. *Variation: LEMON CHIFFON PIE – Use same method and ingredients as for Orange Chiffon Pie except that 1/2 cup of lemon juice and 1 tablespoonful of grated lemon rind are used instead of orange juice and orange peel.*





## Buy Groceries & Restore Trains . . . at the Same Time!

Do you . . .  
 Shop at Vons or Pavilions?  
 Buy your kids' shoes at Payless Shoes?  
 Clothes shop at Macy's or Eddie Bauer?

You could be helping us fix the trains at Travel Town simply by using your credit card. Talk about multi-tasking! No extra work or time from you is needed, except to go to the eScrip website ([www.escrip.com](http://www.escrip.com)) and register your credit card and grocery cards for our Foundation. The Travel Town Museum Foundation's Group Number is 1094834.

While on the website, check out all the great local restaurants and stores that support the eScrip programs. Up to 10% of what you spend will be re-distributed to us to help restore railcars and support our educational outreach program. Please sign up TODAY!



AMERICAN SOUTHWESTERN RAILWAY ASSOCIATION

P.O. Box 39846 - GRIFFITH STATION

LOS ANGELES, CALIFORNIA 90039

323-668-0104 • [www.traveltown.org](http://www.traveltown.org)

Nonprofit Org.

U.S. Postage

**PAID**

Glendale, CA

Permit No. 6